


INTERPRETATION AND DISCOVERY

DI01

Nodes

DESCRIPTION: Variety of custom play nodes and elements.
Design and construct by SBLA



PLAY ITEMS

PL01



Climbing Frame

* D&C Item - see custom pages for details

PL02



Circle swing

DESCRIPTION: Custom design 5x swing frame with belt seats.
 FINISH: Powder coat steel
 COLOUR: tbc
 DIMENSIONS:
 QTY: 1

PL03



Triple swing

DESCRIPTION: Custom design steel frame with ripple swing with basket, toddler & trapeze.
 FINISH: Powder coat steel
 COLOUR: tbc
 DIMENSIONS:
 QTY: 1

PL04



Spinner

DESCRIPTION: KOMPAN Wheelchair carousel
 FINISH: HPL Deck Plate
 COLOUR: TBC
 DIMENSIONS: 2080 x 2080 x 700mm
 QTY: 1

PL05



Mound slide

DESCRIPTION: Wide mound slide
 FINISH: Stainless steel
 COLOUR: na
 DIMENSIONS: 1.5mhigh
 QTY: 1


PL06



Trampoline

DESCRIPTION: Wheelchair accessible Trampoline
 FINISH: NA
 COLOUR: tbc
 DIMENSIONS:
 QTY: 1

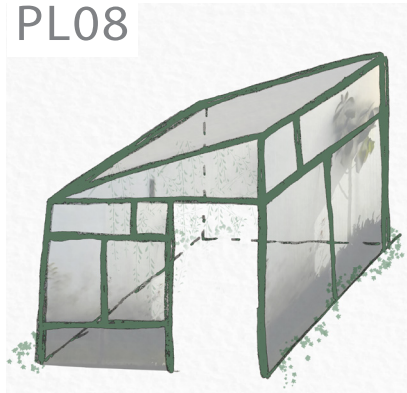
PL07



Cubby 01

* D&C Item - see custom pages for details

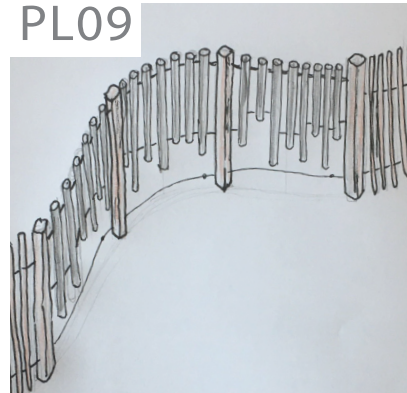
PL08



Cubby 02

* D&C Item - see custom pages for details

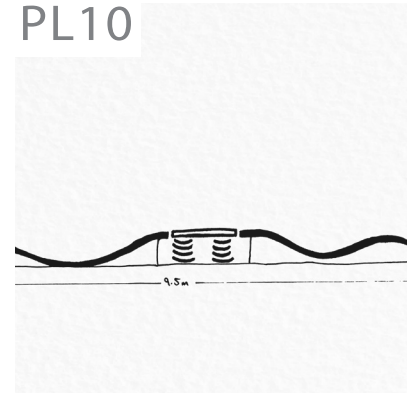
PL09



Music Fence

* D&C Item - see custom pages for details

PL10



Wobble Path

* D&C Item - see custom pages for details

PL11



Accessible Play Table

DESCRIPTION: Timber top play table with accessible edge
 FINISH: tbc
 COLOUR: tbc
 DIMENSIONS: tbc
 QTY: As shown on plan

CUSTOM PLAY ITEMS

CLIMBING STRUCTURE

DESCRIPTION: Rolled steel frame with Kaebel Leisure climbing rope play. Ninja climber, 3d cube, tall and small money bars and balance rope crossing.

FINISH: Powder coat steel

COLOUR: tbc

DIMENSIONS: tbc

QTY: tbc



Cubby 01


DESCRIPTION: Steel frame, designed to mimic the conservatory heritage of the park. Set within garden for plants to grow up and over.

FINISH: Powder coat

COLOUR: tbc

DIMENSIONS: tbc

QTY: 1



Cubby 02

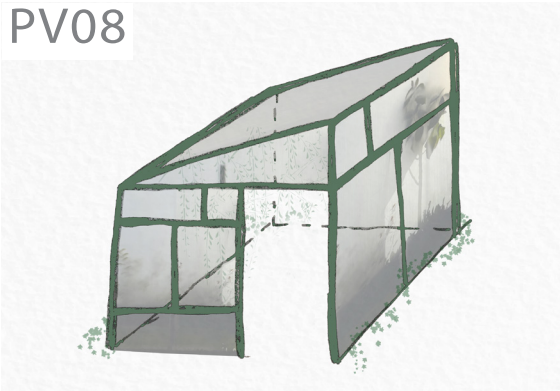
DESCRIPTION: Steel frame same as cubby 01. Has shade cloth to create small conservatory and micro-climate environment inside.

FINISH: Powder coat and shade cloth

COLOUR: tbc

DIMENSIONS: tbc

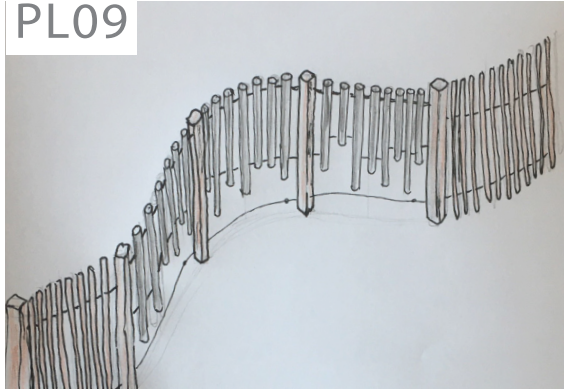
QTY: 2



CUSTOM PLAY ITEMS

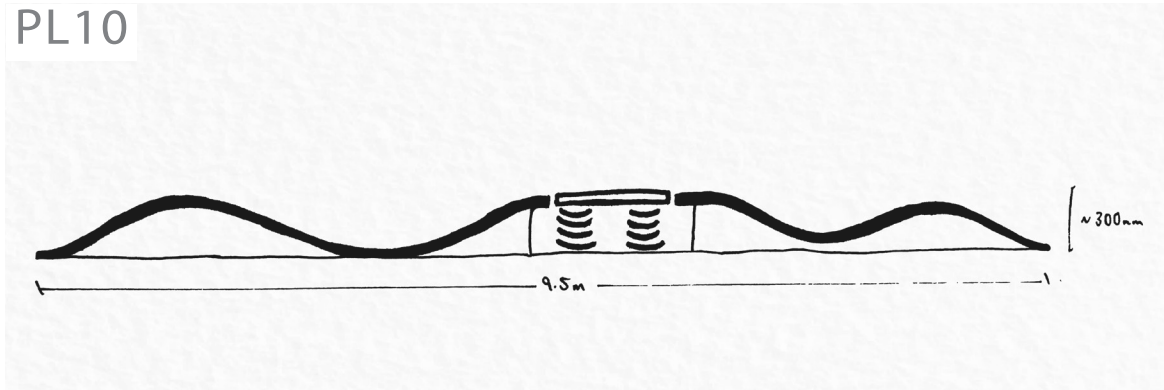
Music fence

DESCRIPTION: Musical chimes integrated into fence line.
 FINISH: tbc
 COLOUR: tbc
 DIMENSIONS: tbc
 QTY: As shown on plan



Wobble Path

DESCRIPTION: Concrete wavy path with balance wobble-board in pathway.
 FINISH: Exposed aggregate
 COLOUR: tbc
 DIMENSIONS: 9.5m long
 QTY: 1



FURNITURE ITEMS



WA01

Toilet block cladding
 DESCRIPTION: Timber cladding
 FINISH: tbc
 COLOUR: na
 DIMENSIONS: As shown on plan
 QTY: As shown on plan



FE01

Fencing
 DESCRIPTION: Wattle and Wire Fence
 FINISH: Tea Tree with timber posts
 COLOUR: na
 DIMENSIONS: tbc
 QTY: As shown on plan



GA01

Gate 01 - main gate
 * D&C Item - see custom pages for details



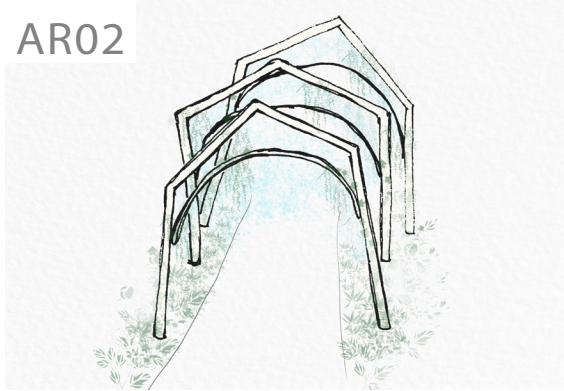
GA02

Gate 02 - secondary gate
 DESCRIPTION: Wattle and wire gate
 FINISH: tbc
 COLOUR: tbc
 DIMENSIONS: tbc
 QTY: As shown on plan



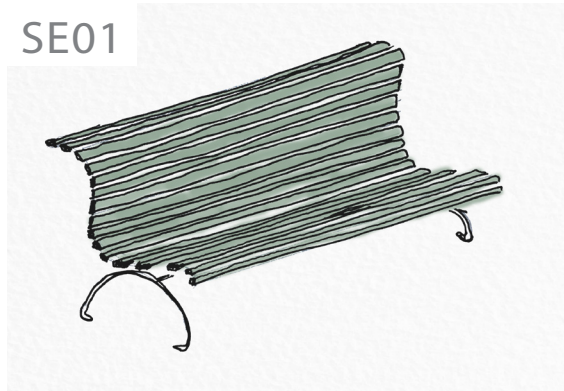
AR01

Arbour type 01 - Arbour
 * D&C Item - see custom pages for details



AR02

Arbour type 02 - with mister
 * D&C Item - see custom pages for details



SE01

Seat type 01
 DESCRIPTION: Aluminium and steel bench
 FINISH: Powder coated
 COLOUR: tbc
 DIMENSIONS: 2000 x 423mm
 QTY: 3

CUSTOM FURNITURE ITEMS


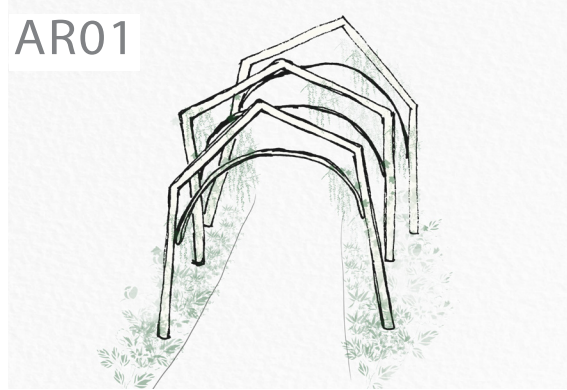
Main Gate

DESCRIPTION: Laser cut steel gate with pressed flower pattern.
 FINISH: tbc
 COLOUR: tbc
 DIMENSIONS: tbc
 QTY: As shown on plan




Arbour type 01 - Arbour

DESCRIPTION: Steel arbour designed with influence from inner conservatory structures. Planting to grow up and over.
 FINISH: Powder coat steel
 COLOUR: White
 DIMENSIONS:
 QTY: 1x



Arbour type 02 - with mister

DESCRIPTION: Variation on AR01 including button operated mister.
 FINISH: Powder coat steel
 COLOUR: White
 DIMENSIONS:
 QTY: 1x



Notes: Water spray lands on below concrete or adjacent garden beds. Concrete to have slip resistant finish. Water slopes to drainage point or to passive irrigation of garden beds to avoid pooling. Garden bed planting to be tolerant of varying levels of water supply.

EDGING



Steel edge

DESCRIPTION: Corten steel edge
 FINISH: Weathered
 COLOUR: Corten - oxidised
 DIMENSIONS: 2.5mm Gauge
 QTY: As shown on plan




Log stepper edging

DESCRIPTION: Cut log rounds - logs from Stonnington City Council.
 FINISH: tbc
 COLOUR: tbc
 DIMENSIONS: tbc
 QTY: As shown on plan



Log edging & seating

DESCRIPTION: Log - logs from Stonnington City Council.
 FINISH: tbc
 COLOUR: tbc
 DIMENSIONS: 125mm
 QTY: As shown on plan



Boulder edging

DESCRIPTION: Boulder edging
 FINISH: tbc
 COLOUR: tbc
 DIMENSIONS: tbc
 QTY: As shown on plan

BOULDERS



Boulder type 01 - blue stone (seat)

DESCRIPTION: Blue stone boulders with flat top
 FINISH: na
 COLOUR: na
 DIMENSIONS: 400-450mm h
 QTY: As shown on plan



Boulder type 02 - granite flat (seat)

DESCRIPTION: Granite boulders with flat top
 FINISH: na
 COLOUR: na
 DIMENSIONS: 400-450mm h
 QTY: As shown on plan



Boulder type 03 - granite floater


DESCRIPTION: Granite round boulder
 FINISH: na
 COLOUR: na
 DIMENSIONS: 300-1200mm
 QTY: As shown on plan



Boulder type 04 - Volcanic

DESCRIPTION: Volcanic boulder
 FINISH: na
 COLOUR: na
 DIMENSIONS: 300-1200mm
 QTY: As shown on plan

HARD SURFACES



Paving type 01 - concrete paving

DESCRIPTION: Hanson Imagecrete exposed aggregate and colour oxide.
 FINISH: Sandblasted finish for slip resistant
 COLOUR: tbc
 DIMENSIONS: tbc
 QTY: As shown on plan



Paving type 02 - concrete stamp treatment

DESCRIPTION: Stamp pattern in PV01 Concrete.
 FINISH: tbc
 COLOUR: tbc
 DIMENSIONS: tbc
 QTY: As shown on plan



Paving type 03 - compacted toppings surface

DESCRIPTION: Cement stabilised granitic gravel.
 FINISH: tbc
 COLOUR: To match existing gravel in park 125mm
 DIMENSIONS: As shown on plan
 QTY:



Paving type 04 - sand pit fossil

DESCRIPTION: Moulded glass reinforced concrete in seed pod shapes.
 FINISH: tbc
 COLOUR: tbc
 DIMENSIONS: tbc
 QTY: As shown on plan



Paving type 05 - Sand

DESCRIPTION: Triple washed sand pit sand
 FINISH: Triple washed
 COLOUR: White
 DIMENSIONS: tbc
 QTY: As shown on plan



Paving type 06 - Impact attenuating rubber

DESCRIPTION: Wet pour rubber surfacing
 FINISH: na
 COLOUR: tbc
 DIMENSIONS: As per Australian Standards
 QTY: As shown on plan



Paving type 07 - Impact attenuating mulch

DESCRIPTION: Soft fall mulch
 FINISH: tbc
 COLOUR: tbc
 DIMENSIONS: 300mm deep
 QTY: As shown on plan

SOFT SURFACES



Garden bed type 01 - Eucy mulch

DESCRIPTION: Timber industry bi-product eucalyptus mulch.
 FINISH: na
 COLOUR: na
 DIMENSIONS: 75mm
 QTY: As shown on plan



Garden bed type 02 - Leaf bush mulch

DESCRIPTION: Leaf litter and mulch blend suitable for native planting.
 FINISH: na
 COLOUR: na
 DIMENSIONS: 75mm
 QTY: As shown on plan



Lawn

DESCRIPTION: Turf lawn
 FINISH: na
 COLOUR: na
 DIMENSIONS: na
 QTY: As shown on plan



PLANTING PALETTE

GB01

GARDEN BED TYPE 01

A VARIETY OF PLANTS WITH A FOCUS OF TEXTURAL AND SENSORY PLANTS.
PLANTS WITH LEAVES OR SEEDS TH INSPIRE CURIOSITY.
UNUSUAL PLANTS TO DISCOVER AND LEARN ABOUT.



GB02

GARDEN BED TYPE 02

GRASSY WOODLAND PLANTING.
SEASONAL NATIVE WILDFLOWERS

