



CHECK OUT & RETURN A BOOK IN AXIS 360

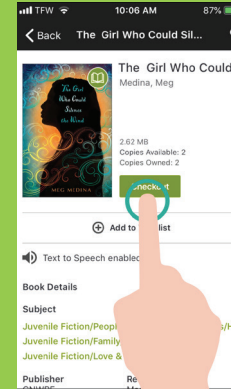


1.




Tap the **book** you want to check out.

2.




Tap **Checkout** (tap again to confirm).
The book will download and open automatically.

3.




Swipe your finger to the **left** to start reading!

4.



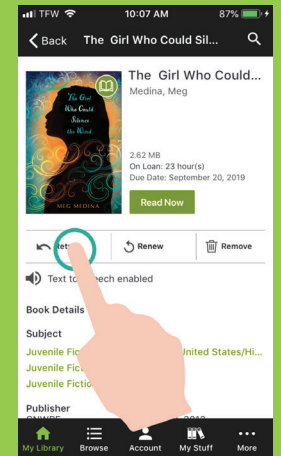
Tap the middle of any page to bring up reading menu options.

5.



To exit, tap the arrow in the upper left corner.

6.



To return to your book, tap **Return** (click yes to confirm).



FLIP OVER FOR ANDROID INSTRUCTIONS